

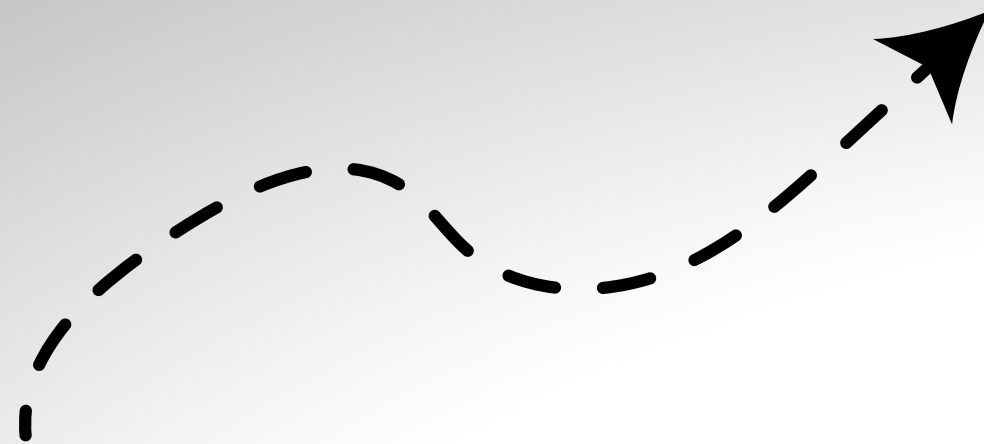
Chartiers Valley School District

Data Review



January 2023

Agenda



- District Data Highlights
- Building Data Highlights
- Curriculum Cycle Overview
- Curriculum & Needs Assessment
Updates

District Mission

The mission of the Charters Valley School District, a community dedicated to shared leadership, is to graduate students who achieve personal success by providing an exceptional academic foundation in a safe, nurturing environment that inspires creativity and innovation while embracing diversity.

District Vision

The Charters Valley School District Vision is to inspire excellence in instruction, learning and innovation to prepare our students to achieve personal success.

Curriculum Council Mission

The Charters Valley Curriculum Council embraces the power of shared leadership to develop inclusive, equitable, and aligned curriculum for a K-12 learning experience to best serve the students of the Charters Valley School District.



Student Gains/ Growth/ Personal Success

Curriculum

Social Emotional Learning

Instruction

Mental Health

Assessment

What is some of the data we have available to us?

High School

PVAAS Data
Keystones
CDT
AP Testing
SAT
NOCTI
Graduation Rates
Attendance Data
Discipline Data

Middle School

PSSA Data
PVAAS Data
CDT- Math, Sci,
Rdg, Eng
Star Reading
Keystone
Attendance Data
Discipline Data

Intermediate School

PSSA Data
PVAAS Data
Acadience-
Reading
MDIS- Math
Attendance Data
Discipline Data

Primary School

Kdg Screener
Acadience-
Reading
Acadience- Math
Attendance Data
Discipline Data

District Highlights



College & Career Standards Benchmark



*Students meeting or
exceeding benchmark*

IS- 98.3%

MS- 98.8%

HS- 94.7%


Well above the state standard

Chartiers Valley High School

Highlights



20.8%
Met Growth
Standard
for
ELA



68.4%
Proficient/Adv
Math/Algebra




100%
Met Growth
Standard
for
Science/
Biology



High School

11%
Acquired
Industry-Based
Learning
Credentials



AP
Courses/Scores

230 students
477 exams
70% scored 3+

High School



96.3% Graduation Rate

**Above the state average
Above the 2030 state goal**




Chartiers Valley Middle School

Highlights



58.7%

Proficient/Adv
on ELA
(above state average)



8.7%

Met the Growth
Standard for
ELA



54.2%

Proficient/Adv
on Science
(at state average)



Middle School



100%
of Students
with Disabilities Meet
the
Career Standard
Benchmark

Middle School

**Chartiers Valley
Middle School
Named
"Schools to
Watch"**




Chartiers Valley Intermediate School


Highlights



57.7%
Proficient/Adv
on
ELA
(above state average)



93%
Met or
Exceeded the
Growth
Standard in ELA



Intermediate School


56%
Proficient/Adv
on
Math
(above state average)



83%
Met or
Exceeded the
Growth
Standard in
Math




81.5%
Proficient/Adv
on
Science
(above state average)



Intermediate School

86.4%
of English
Language
Learners scored
Proficient/Adv
on Science



95.3%
Students with
Regular
Attendance
(above state average)



98.6%
Economically
Disadvantaged
Students meet
the Career
Standard
Benchmark

Intermediate School

Chartiers Valley Primary School

Highlights




89%
of Kindergarten
students were
at or above
reading
benchmark



72%
of 1st Grade
students were
at or above
reading
benchmark



78%
of 2nd Grade
students were
at or above
benchmark in
Oral Reading
Fluency



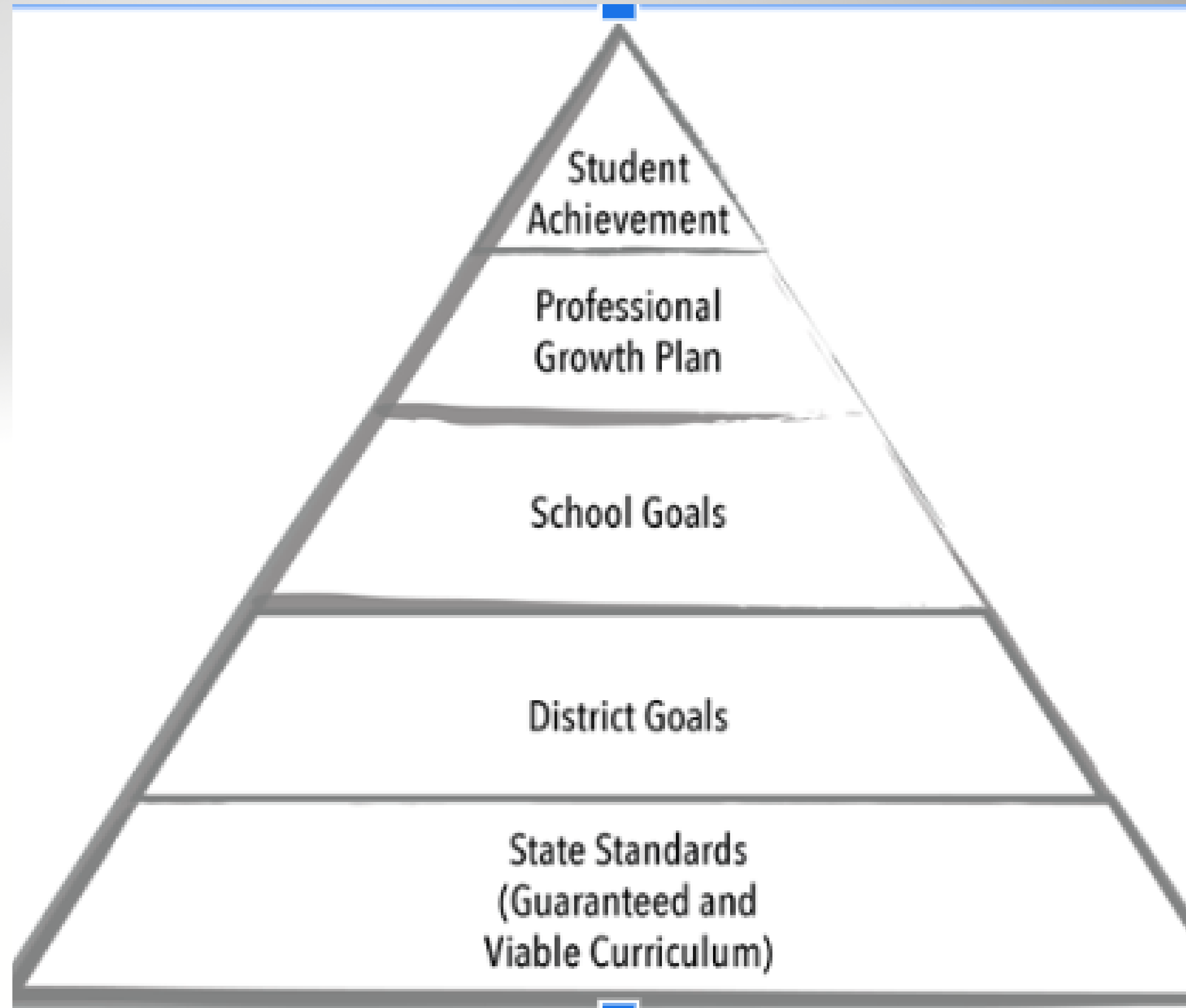
Primary School

90%
Students with
Regular
Attendance
(above state average)



Primary School

So What, Now What?



Goal Setting

Goal Summaries



1

Primary School- Implement updated School-wide Behavior Plan and SEL lessons to support Tier 1 strategies for behavior.

2

Intermediate School- Implement pre and post assessments to improve instructional focus and curriculum implementation.

3

Middle School- Focus on data digs with Math and ELA Departments to improve instructional focus and curriculum implementation.


4

High School- Increase collaboration among Department Heads with a focus on common assessments and curriculum alignment.

5

Districtwide- Continue implementation of the curriculum cycle making adjustments based on assessment data.

Timeline of Next Steps



CVSD Curriculum Cycle

PHASE



Needs
Assessment

PHASE



Present
Proposal
and
Curriculum
Writing

PHASE



Curriculum
Development
and
Implementation

PHASE



Curriculum
Implementation,
Monitor, and
Evaluate

PHASE



Monitor
and
Evaluate

PHASE



Evaluate

Curriculum Writing Process

Phase 1

Atlas Navigation
UBD Training
Scope & Sequence
Enduring Understandings
Big Ideas
Essential Questions
Standards
Content

Phase 2

Stage 1 Review
Common Assessment Building
Formative Assessment Review
Adjustments based on data

Phase 3

Lesson Planning
Differentiation
Unit Building & Review

Curriculum Cycle

CVSD follows a 6-year curriculum cycle designed to provide sufficient time to address the needs of students of CVSD.

Content	Curriculum Leader/ Department Head	Phase 1: Needs Assessment	Phase 2: Present Proposal and Curriculum Writing	Phase 3: Curriculum Development and Implementation 1	Phase 4: Curriculum Implementation/ Monitor and Evaluate 2	Phase 5: Monitor and Evaluate 1	Phase 6: Evaluatio n 2	Atlas Sessions Complete/ Date
Math K-5	Mrs Sheila Shoats Mrs. Kristen Lesako	2019/20	2020/21	2021/22	2022/23	2023/24	2024/25	1,2 spring (2021)
Math 6-12	Mrs. Maria Krzeczowski Mrs. Dina Roberts	2019/20	2020/21	2021/22	2022/23	2023/24	2024/25	1,2 spring (2021)
Science K-5	Mrs. Darla Mele	2021/22	2022/23	2023/24	2024/25	2025/26	2026/27	1, 2 spring (2022)
Science 6-12	Mrs. Tracy Brackin Mrs. Sue Marino	2021/22	2022/23	2023/24	2024/25	2025/26	2026/27	1, 2 spring (2022)
ELA K-5	Mrs. Nicole Lloyd Mr. Justin Leidy	2020/21	2021/22	2022/23	2023/24	2024/25	2025/26	1,2 spring (2021)
ELA 6-12	Mr. Bill Hildabrand Mrs. Kelly Tobias	2020/21	2021/22	2022/23	2023/24	2024/25	2025/26	1,2 spring (2021)
Social Studies K-5	Mrs. Nicole Lloyd Mr. Justin Leidy	2022/23	2023/24	2024/25	2025/26	2027/28	2028/29	1,2 spring (2021)
Social Studies 6-12	Mrs. Jen Heffley	2022/23	2023/24	2024/25	2025/26	2027/28	2028/29	1,2 fall (2021) *only dept. head
World Languages K-12	Mr. Christopher Meyer	2022/23	2023/24	2023/24	2024/25	2025/26	2026/27	
Literacy Arts (Reading K-12)		2018/2019	2019/20	2020/21	2021/22	2022/23	2023/24	
Applied Engineering Technology (AET) Education	Mr. Mark Mcaleer	2022/23	2023/24	2024/25	2025/26	2026/27	2027/28	
Business Computer Literacy/World Language	Mr. Christopher Meyer	2022/23	2023/24	2024/25	2025/26	2026/27	2027/28	
Art K-12	Mr. Christopher McHugh	2019/20	2020/21	2021/22	2022/23	2023/24	2024/25	
Music K-12	Mr. William King	2021/22	2022/23	2023/24	2024/25	2025/26	2025/26	1, 2 spring (2022)

Media Services K-12		2019/20	2020/21	2021/22	2022/23	2023/24	2024/25	
School Guidance Services K-12	Mrs. Nicolette Churilla	2018/19	2019/20	2020/21	2021/22	2022/23	2023/24	
Physical Health and Education K-12/ Family Consumer	Mrs. Diane Daechner	2021/22	2021/2022	2022/23	2023/24	2024/25	2025/26	1, 2 spring (2022)

22/23- Needs Assessment

Business Literacy
World Language
Applied Engineering & Technology (AET)
Social Studies (6-12)
Family Consumer Science (FCS)

23/24- Needs Assessment

Social Studies (K-5)

22/23- Phase 2

Music
Science
English Language Arts (ELA)
Health & Physical Education (HPE)

23/24- Phase 2

Business Literacy
World Language
Applied Engineering & Technology (AET)
Social Studies (6-12)
Family Consumer Science (FCS)

Needs Assessment Presentations

Applied
Engineering
Technology

Family
Consumer
Science

World
Language

Social
Studies

Business
Education

Thank you