



# Chartiers Valley School District

2020-21 Budget Quarterly Update  
and  
2021-22 Proposed Final  
General Fund Budget

May 4, 2021


## mission

The mission of the Chartiers Valley School District, a community dedicated to shared leadership, is to graduate students who achieve personal success by providing an exceptional academic foundation in a safe, nurturing environment that inspires creativity and innovation while embracing diversity.

## vision

We will inspire excellence in instruction, learning and innovation to prepare our students to achieve personal success.





- Demonstrate genuine care, concern and fondness for students.
- Adopt an education-centered focus where students come first, followed closely by the needs of their parents.
- Develop and nurture healthy, productive and cooperative relationships with colleagues.
- Communicate regularly and clearly with students, their families and the community.
- Create and cultivate a district-wide learning community where all employees and educators are valued.
- Encourage innovation and creativity.
- Embrace community and regional partnerships.

# Agenda/Deliverables

- 2020-2021 Update on 2020-2021 Budget
- 2021-2022 Proposed General Fund Final Budget



# Glossary of Acronyms

<b>BEF</b>	Basic Education Funding
<b>ESSER</b>	Elementary and Secondary School Emergency Relief
<b>FEMA</b>	Federal Emergency Management Agency
<b>OPEB</b>	Other Post-Employment Benefits
<b>PCCD</b>	Pennsylvania Commission on Crime and Delinquency
<b>PDE</b>	Pennsylvania Department of Education
<b>PEMA</b>	Pennsylvania Emergency Management Agency
<b>PSERS</b>	Pennsylvania School Employees Retirement System
<b>SEF</b>	Special Education Funding

# 2020-2021 Quarterly Budget Update

## 2020-21 COVID Impact on Chartiers Valley

COVID Expenses:	\$1,902,154
Covid Revenues- Grants:	<u>\$1,320,439</u>
Overage	\$ 581,715
Plus Unforeseen Food Service Loss	\$ 188,152
Plus Unforeseen Charter Tuition	\$ 262,413
Unforeseen Revenue (SRO Safe Schools)	( 30,000)
<u>Other Adjustments</u>	<u>( 4,895)</u>
Projected Shortfall	- \$ <u>997,385</u>

# 2020-2021 Budget Projection Summary

## Conservative Projection 2020-21 Budget Summary

Revenues	\$ 67,874,204
Expenditures	<u>\$ 68,871,589</u>
Variance	-\$ 997,385

- The Risk Management Fund and OPEB were moved to General Fund in 2020-21
  - Additional \$3,517,390
  - Increase to fund balance is projected

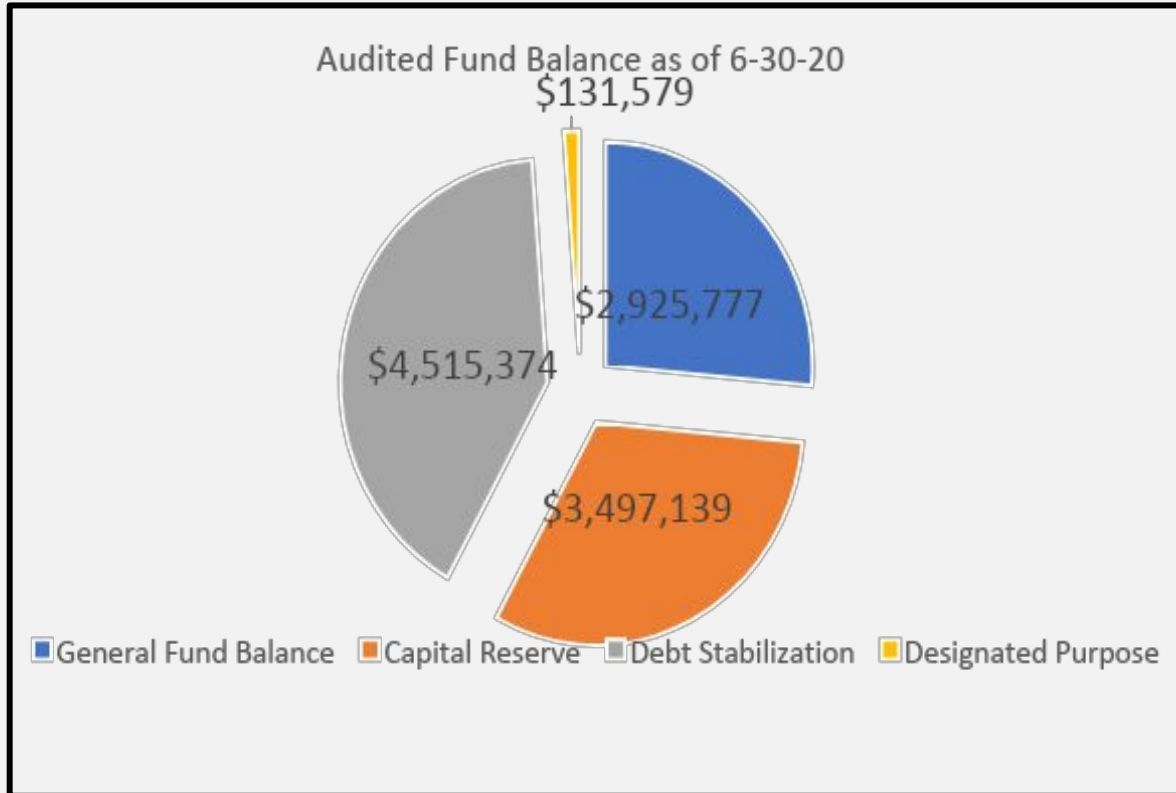
Increases in these areas	Expenditures
Covid-19 Expenses	\$581,715
Food Service	\$188,152
Charter School/ Special Education Tuition	\$262,413
Safe Schools Revenue	(\$30,000)
Adjustments	(\$4,895)
<b>Total</b>	<b>\$ 997,385</b>



2021-2022  
Proposed General Fund Final Budget



# Audited Fund Balance June 30, 2020



General Fund Balance	\$2,925,777
Assigned	\$ 838,344
Unassigned	\$2,087,433
Risk Management (Unassigned and moved to General Fund 2020-21 FY)	\$1,259,706
OPEB (Assigned and moved to General Fund 2020-21 FY)	\$2,257,684
Projected General Fund Balance as of June 30, 2021 (only \$3,347,139 is Unassigned)	\$6,443,167
Debt Stabilization	\$4,515,374
Capital Reserve	\$3,497,139
Designated Purpose	\$ 131,579

# Debt Stabilization Fund

- Debt Stabilization Fund 6-30-20: \$4,515,374
- The Debt Stabilization Fund protects the General Fund Balance
- This fund will absorb the projected deficit in the 2020-21 fiscal year
- An unassigned General Fund Balance of 5% to 8% is recommended; Chartiers Valley's unassigned fund balance is currently 3%
- Projected Debt Stabilization Fund 6-30-21: \$2,941,653

# Debt Stabilization Fund

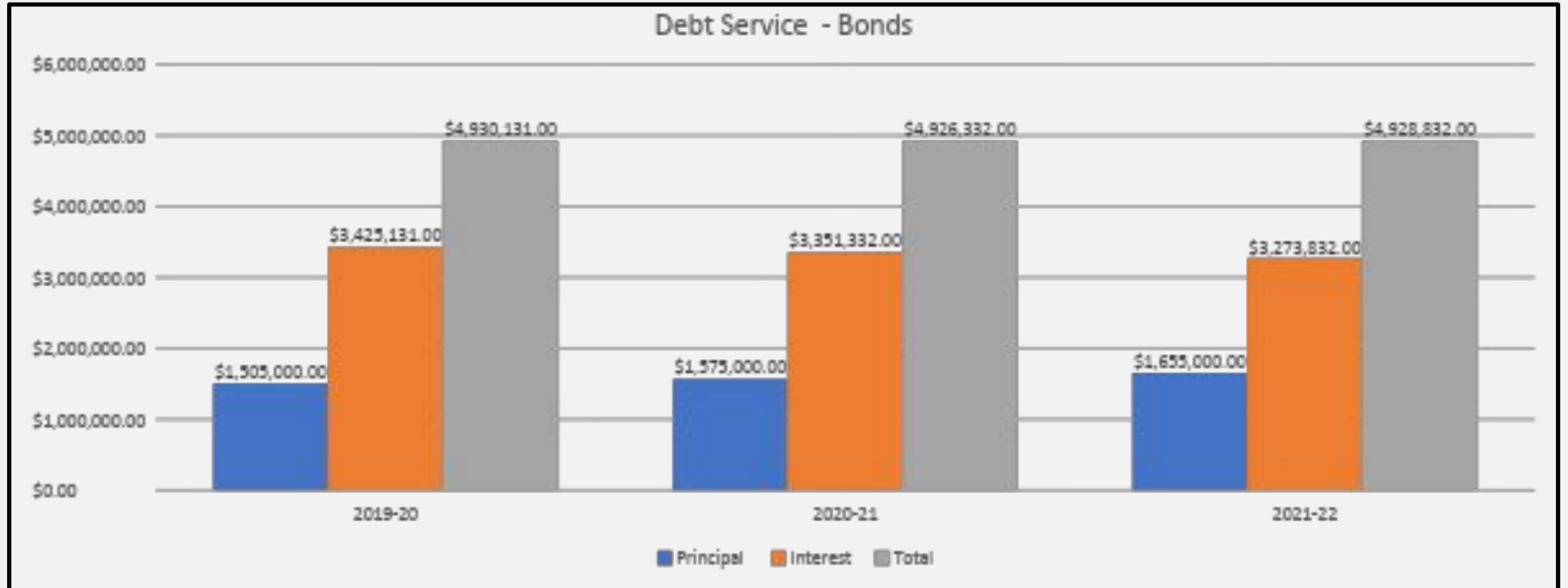
Debt Stabilization Fund 6-30-20	<b>\$ 4,515,374</b>
Less 2020-21 Expenses	\$ (576,336)
Less 2020-21 Projected Deficit	<u>\$ (997,385)</u>
Debt Stabilization Fund 6-30-21 Projected	<b>\$ 2,941,653</b>

# 2021-2022 Proposed Capital Budget

2020-21 Capital Reserve Balance 6-30-20	<b>\$3,497,139</b>
2020-21 Projected Capital Expense	\$ 627,093
2021-22 Capital Reserve Budget	
Bus Lease Interest	\$ 51,087
Bus Lease Principal	\$ 342,215
Pre-owned tow behind man lift	\$ 48,000
LED gym lights (HS auxiliary gym and both gyms at Primary School)	\$ 11,000
High School Roofs - Old Kitchen, Gym, Pool, and Auditorium	<u>\$2,298,555</u>
2021-22 Capital Reserve Projected Balance 6-30-21	<b>\$ 119,189</b>

# 2021-2022 Proposed Final General Fund Budget

## Interest and Principal Payments





# 2021-2022 Proposed Expenditures



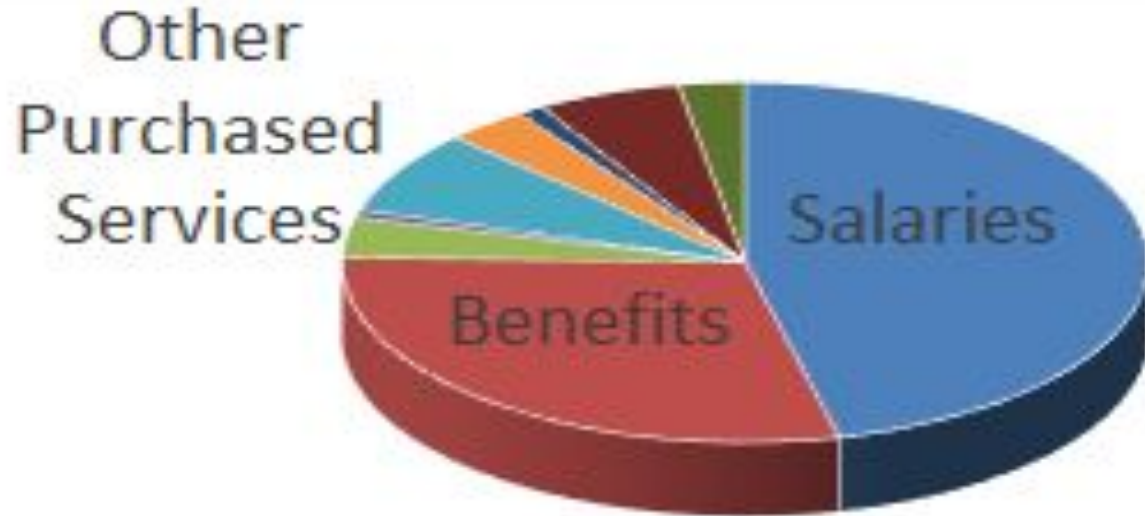
## 2021-2022 Expenditure Increases

- Salaries adjusted per collective bargaining agreements
- 5% increase to healthcare
- Certified PSERS rate of 34.94%
- Projected charter school tuition with no change in funding formula
- 3% increase for special education tuition
- Vocational budget increase due to higher student enrollment

# 2021-2022 Proposed Expenditures by Object

100	Salaries	\$ 33,375,750
200	Benefits	\$ 21,012,780
300	Purchased Prof Services	\$ 2,607,320
400	Purchased Property Services	\$ 494,676
500	Other Purchased Services	\$ 5,412,234
600	Supplies	\$ 2,427,230
700	Property	\$ 739,509
800	Other Objects	\$ 4,163,030
900	Other Uses of Funds	\$ <u>1,926,415</u>
	<b>Total</b>	<b>\$ 72,158,944</b>

# 2021-2022 Proposed Expenditures by Object



- Salaries
- Benefits
- Purchased Prof Services
- Purchased Property Services
- Other Purchased Services
- Supplies
- Property
- Other Objects
- Other Uses of Funds

# Overview of 2021-2022 Proposed Costs

- Salaries 46.3%
- Healthcare, PSERS and other benefits 29.1%
- Interest and principal on bonds 7.2%
- Transportation operating and maintenance expenses 6.5%
- Tuition for charter schools and special education 5.3%
- Building operating and maintenance expenses 2.3%
- **Only 3.3% available for all other expenses**



# 2021-2022 Proposed Revenues

# 2021-22 Proposed Revenue Analysis

Basic Education Funding and Special Education Funding increases

ESSER 2 and ESSER 3 stimulus funding: \$1,987,350

- one-time funding to be used over next 2 years

Historical revenue analyzed and projected accordingly

Millage increase per Act 1 index, 18.758

- .5462 additional mills over 2020-21 millage rate of 18.2118



# CVSD Stimulus Funds Summary

## Elementary and Secondary School Emergency Relief Fund (ESSER)

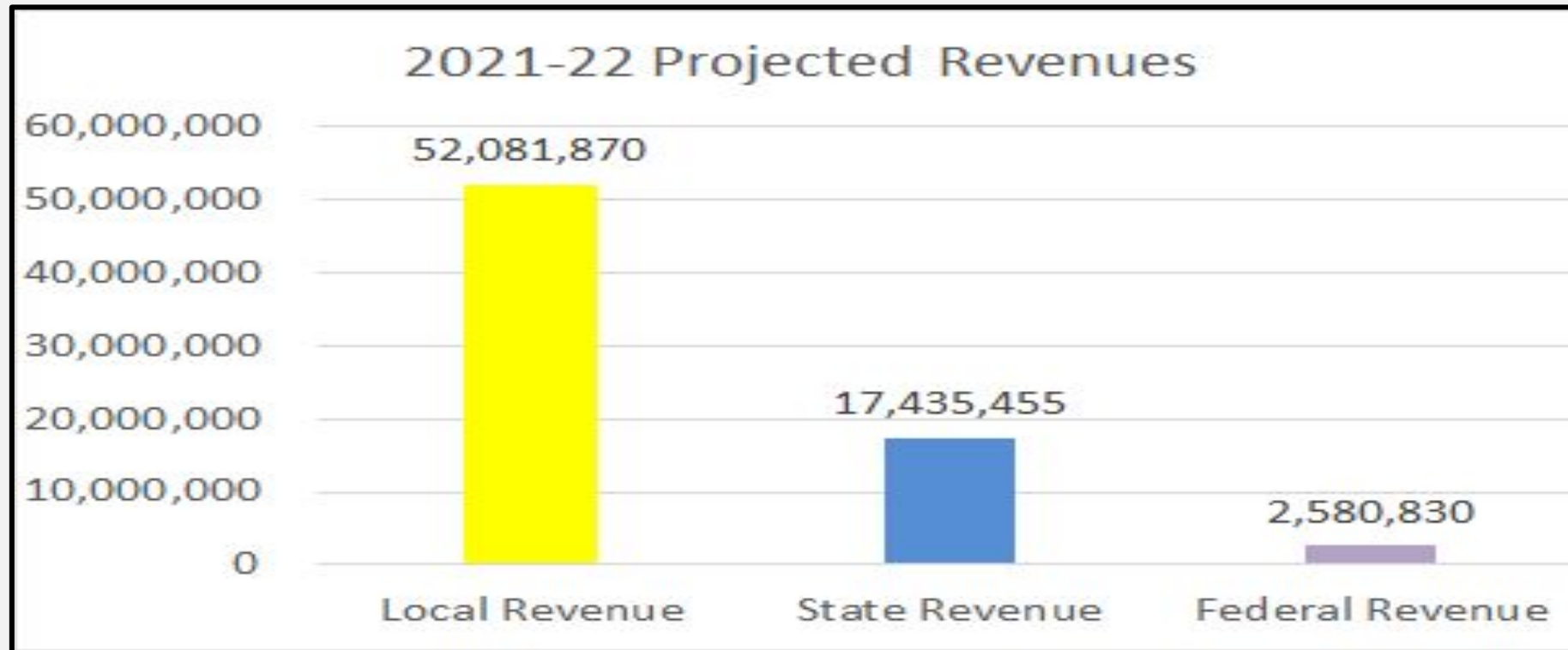
Grant	Dates (Multi-Year)	Utilization	Amount
ESSER 1	March 13, 2020 to Sept 30, 2021	Instruction – Substitutes 2020-21	\$292,307
PCCD	March 1, 2020 to Oct 30, 2020	Technology: IS Chromebooks; PS iPads	\$247,719
ESSER II	March 13, 2020 to Sept 30, 2023		\$1,366,823
	<u>2020-21 \$780,413</u>	<u>2021-22 \$586,410</u>	
	- Long-Term Substitute Teachers/Covid Supplies	- Long-term substitute teachers	
	- Online Learning Coverage	- Online learning coverage	
	- Curriculum Updates and Writing	- Curriculum updates and writing	
	- Summer Remediation	- Technology (Robotics, wireless, interactive boards)	
	- Professional Development		
ESSER III	March 13, 2020 to Sept 30, 2024		\$2,700,904
	<u>2021-22 \$1,400,950</u>	<u>2022-23 \$1,299,954</u>	
	BEF and SEF overage, sub teachers, technology, Professional Development, Covid-19 supplies, HVAC improvement of indoor air quality, mental health services, learning remediation, and curriculum	To be determined	
FEMA/PEMA	March 13, 2020 to Sept. 2020	Funding is tentative - supplies, custodial labor, signage, PPE	\$126,845
		<b>Total</b>	<b>\$4,734,598</b>

# 2021-2022 Proposed Revenue Detail

6100	Taxes Levied/Assessed by the LEA	\$ 49,491,105
6400	Delinquencies on Levied Taxes	\$ 1,207,165
6500	Earnings on Investments	\$ 50,000
6700	Revenues from LEA Activities	\$ 56,915
6800	Revenues from Pass Through Funds	\$ 436,685
6900	Other Revenue Local Sources	\$ 840,000
7100	Basic Instructional + Operational Subsidies	\$ 7,400,385
7200	Revenue for Specific Educational Programs	\$ 1,799,174
7300	Revenue for Non-Educational Programs	\$ 2,281,483
7500	State Revenue Not Listed Elsewhere	\$ 303,975
7800	Revenue from the Commonwealth of PA	\$ 5,650,438
8500	Federal Title Grants	\$ 465,910
8800	Medical Assistance	\$ 127,570
	<b>Sub-Total</b>	<b>\$ <u>70,110,805</u></b>
8700	Federal Stimulus Funding	\$ 1,987,350
	<b>Total</b>	<b>\$ <u>72,098,155</u></b>

# 2021-2022 Proposed Revenue Summary

Local Revenue (assumed tax increase)	\$ 52,081,870
State Revenue (some revenue pending approval of state budget)	\$ 17,435,455
Federal Revenue (includes one-time stimulus funding of \$1,987,350)	\$ 2,580,830
<b>TOTAL</b>	<b>\$ 72,098,155</b>



# 2020-2021 Allegheny County Millage Rates

Brentwood	32.7121		Bethel Park	21.7654
Penn Hills	29.6965		Baldwin-Whitehall	21.7600
Wilkinsburg	29.5000		West Jefferson	21.4470
Woodland Hills	26.9982		Plum	21.0757
East Allegheny	26.9722		McKeesport Area	20.9600
Upper St. Clair	26.8972		Allegheny Valley	20.8377
South Fayette	26.7000		South Allegheny	20.2600
South Park	25.9600		Fox Chapel Area	19.8686
Carlynton	25.7891		Gateway	19.8675
Elizabeth-Forward	25.6823		Hampton	19.7100
Northgate	25.5000		Pine-Richland	19.5867
West Mifflin Area	25.3765		Avonworth	19.5300
Steel Valley	25.0800		Keystone Oaks	19.4990
Highlands	24.8800		Quaker Valley	19.4711
Mt. Lebanon	24.7900		North Allegheny	19.1408
Sto-Rox	24.0900		North Hills	18.6500
Cornell	23.6750		West Allegheny	18.5100
Shaler Area	23.5319		<b>Chartiers Valley</b>	<b>18.2118</b>
Riverview	23.2719		Montour	17.9638
Moon Area	22.6746		Duquesne Area	17.5000
Deer Lakes	21.9530		Clairton	8.1260

## 2021-2022 Millage Impact

3% tax increase (Act 1 index) or 18.758 mills

- +.5462 mills
- 2021-22 planned use of fund balance \$ 60,789
- (Since April 13th, lowered the planned use of balance by \$507,072)

0% tax increase, millage remains 18.2118

- 2021-22 planned use of fund balance \$1,288,523

A millage increase of 3%, \$1,227,734 in real estate tax revenue, allows the district to use less of the fund balance while addressing rising cost and expenses, increases to charter school tuition, and government mandates.

# Capital Projects and Facility Maintenance for Consideration

- Charters Valley Capital Reserve Fund replenishment:
  - No state funding (Plan Con) for ongoing and needed capital repairs or replacing equipment
  - Allows the district to set aside necessary funds in advance for planned and unplanned capital expenses
- Facilities which will need attention in the near future:
  - Athletic facilities that were not part of the High School renovation: stadium, football field, track, pool and gymnasium
  - HVAC and roofing at the Primary School
  - Needs at the aging Intermediate School



# 2021-2022 Budget Timeline

